Kernel Funds

Kernel Global Infrastructure (NZD Hedged) Fund

Fund update for the quarter ended 30 September 2026

This fund update was first made publicly available on 28 October 2026.

What is the purpose of this update?

This document tells you how the Kernel Global Infrastructure (NZD Hedged) Fund has performed and what fees were charged. The document will help you to compare the fund with other funds. Kernel Wealth Limited prepared this update in accordance with the Financial Markets Conduct Act 2013. This information is not audited and may be updated.

Description of this fund

The Kernel Global Infrastructure (NZD Hedged) Fund is designed to provide diversified exposure to pure-play infrastructure companies domiciled globally. The index covers all sectors of the infrastructure market. To be included in the index, a company must derive at least 70% of cash flows from infrastructure lines of business. The fund is also hedged to New Zealand Dollar. It is suitable for an investor with an investment time horizon of at least 5 years.

Total value of the fund:	$386,041,655
The date the fund started:	28 July 2022

What are the risks of investing?

Risk indicator for the Kernel Global Infrastructure (NZD Hedged) Fund:

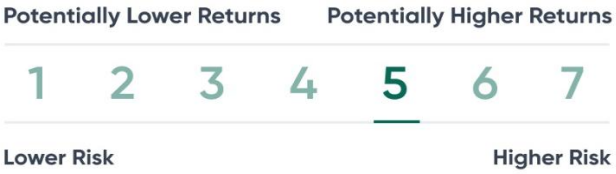

The risk indicator is rated from 1 (low) to 7 (high). The rating reflects how much the value of the fund's assets goes up and down. A higher risk generally means higher potential returns over time, but more ups and downs along the way. To help you clarify your own attitude to risk, you can seek financial advice or work out your risk profile at sorted.org.nz/tools/investor-profiler.

Note that even the lowest category does not mean a risk-free investment, and there are other risks that are not captured by this rating.

This risk indicator is not a guarantee of a fund's future performance. The risk indicator is based on the returns data[1] for 5 years to 30 September 2026. While risk indicators are usually relatively stable, they do shift from time to time. The risk indicator will continue to be updated in future fund updates. See the Product Disclosure Statement - Equity Funds for the Kernel Funds for more information about the risks associated with investing in this fund.

How has the fund performed?

	Past Year
Annual return (after deductions for charges and tax)	0.81%
Annual return (after deductions for charges but before tax)	2.13%
Market index annual return (reflects no deduction for charges and tax)	2.64%

The market index annual return is based on the annual return of the Dow Jones Brookfield Global Infrastructure (NZD Hedged) Index. Additional information about the market index is available in the 'Statement of Investment Policy and Objectives' document on the offer register at www.disclose-register.companiesoffice.govt.nz.

Annual return graph

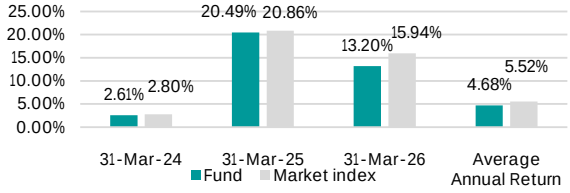

This shows the return after fund charges and tax for each year ending 31 March since the fund started. The last bar shows the average annual return since the fund started, up to 30 September 2026. Important: This does not tell you how the fund will perform in the future. Returns in this update are after tax at the highest prescribed investor rate (PIR) of tax for an individual New Zealand resident. Your tax may be lower.

What fees are investors charged?

Investors in the Kernel Global Infrastructure (NZD Hedged) Fund are charged fund charges. In the year to 31 March 2026 these were:

	% per annum of fund's net asset value
Total fund charges	**0.25%**
Which are made up of:	
Total management and administration charges	0.25%
Including -	
Manager's basic fee	0.25%
Other management and administration charges	0.00%

Investors are not charged individual action fees for specific actions or decisions (for example, for withdrawing from funds). All fees are inclusive of GST.

Small differences in fees and charges can have a big impact on your investment over the long term.

What does the fund invest in?

Actual investment mix

This shows the types of assets that the fund invests in.

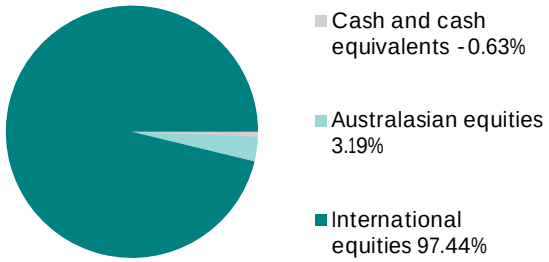

Example of how this applies to an investor

Emma had $10,000 in the fund on 1 October 2025 and did not make any further contributions. On 30 September 2026, Emma received a return after fund charges were deducted of $213 (that is 2.13% of her initial $10,000). This gives Emma a total return after tax of $81 for the period.

Target investment mix

This shows the mix of assets that the fund generally intends to invest in.

Asset Category	Target asset mix
Cash and cash equivalents	-
New Zealand fixed interest	-
International fixed interest	-
Australasian equities	-
International equities	100.00%
Listed property	-
Unlisted property	-
Commodities	-
Other	-

Top 10 investments

Name	% of fund's net asset value	Type	Country	Credit rating (if applicable)
Enbridge Inc	6.83%	International equities	Canada	
The Williams Companies Inc	5.16%	International equities	United States	
National Grid PLC Ord	5.13%	International equities	Great Britain	
American Tower Corp A	4.73%	International equities	United States	
TC Energy Corporation	4.06%	International equities	Canada	
Vinci Ord	4.01%	International equities	France	
Kinder Morgan Inc	3.66%	International equities	United States	
Targa Resources Corp	3.59%	International equities	United States	
Cheniere Energy Inc	3.45%	International equities	United States	
ONEOK Inc	3.37%	International equities	United States	

The top 10 investments make up 43.99% of the fund's net asset value

Currency hedging - The fund is hedged back to New Zealand dollars. As at 30 September 2026, the hedging ratio was 100.12%

Key personnel

This shows the directors and employees who have the most influence on the investment decisions of the fund:

Name	Current position	Years	Months	Previous position	Years	Months
Dean Anderson	Chief Executive Officer	8	0	Smartshares Product Manager, NZX	4	4
Helen Skinner	Chief Distribution Officer	0	5	Head of Distribution and Sustainability Strategy, Kernel	1	1
Kerry McIntosh	Chairman	7	3	Operating Partner, Zino Ventures (current)	8	7
Matthew Winton*	Head of Investment Strategy	0	2	Portfolio Manager, Kernel	4	1
Rhea Prasad	Portfolio Manager	3	9	Investment Dealer, Pie Funds	1	3

Further information

You can also obtain this information, the Product Disclosure Statement - Equity Funds for the Kernel Funds, and some additional information from the offer register at www.disclose-register.companiesoffice.govt.nz.

Notes

[1] Market index returns (as well as actual returns) have been used to complete the risk indicator, as the fund has not been in existence for 5 years. As a result, the risk indicator may provide a less reliable indicator of the potential future volatility of the fund. The risk indicator for the fund uses 10 month(s) of market index returns.

*Matthew Winton has been named in the fund update for this fund starting from quarter ending 30/06/2026